



NOTICE OF TELECONFERENCE MEETING

Board Members

Jaymie Noland, DVM, President
Kathy Bowler, Vice President
Christina Bradbury, DVM
Jennifer Loreda, RVT
Mark Nunez, DVM
Dianne Prado
Cheryl Waterhouse, DVM
Alana Yanez

May 14, 2020

Action may be taken on any item listed on the agenda.

**The Veterinary Medical Board will meet by teleconference at
10:00 a.m., on Thursday, May 14, 2020**

NOTE: Pursuant to Governor Gavin Newsom's Executive Order [N-29-20](#), issued on March 17, 2020, this meeting will be held by teleconference with no physical public locations.

Important Notice to the Public: The Veterinary Medical Board (Board) will hold a public meeting via WebEx Events. To participate in the WebEx Events meeting, please log on to this website the day of the meeting:

<https://dca-ca.webex.com/dca-ca/onstage/g.php?MTID=ef58a5663cbf2f1d01efdf2cffe359791>

Instructions to connect to the meeting can be found at the end of this agenda.

Due to potential technical difficulties, please consider submitting written comments by May 12, 2020, to VMB@dca.ca.gov for consideration.

AGENDA

1. Call to Order/Roll Call/Establishment of a Quorum
2. Introductions
3. Public Comment on Items Not on the Agenda
Note: The Board may not discuss or take action on any matter raised during this public comment section, except to decide whether to place the matter on the agenda of a future meeting. (Government Code Sections 11125, 11125.7(a).)
4. Update, Discussion, and Possible Action on Section 2032.1, Article 4, Division 20, Title 16 of the California Code of Regulations Regarding Veterinarian-Client-Patient Relationship and Telemedicine
5. Update, Discussion, and Possible Action on 2019-2020 Legislation
 - A. Assembly Bill (AB) [1953](#) (Bloom, 2020) Veterinary medicine
 - B. AB [2028](#) (Aguilar-Curry, 2020) State agencies: meetings

- C. AB [2185](#) (Patterson, 2020) Professions and vocations: applicants licensed in other states: reciprocity
 - D. AB [2855](#) (Committee on Business and Professions, 2020) Veterinary Medical Board
 - E. Senate Bill (SB) SB [627](#) (Galgiani, 2019) Cannabis and cannabis products: medicinal use on an animal: veterinary medicine
 - F. SB [1115](#) (Wilk, 2020) Commercial blood banks for animals: animal blood donors
 - G. SB [1347](#) (Galgiani, 2020) Veterinary medicine: authorized care and registration
- 6. Review, Discussion, and Possible Action on Multidisciplinary Advisory Committee Recommendation to Adopt Legislative Proposal Regarding Premises Registration and Corporate Practice of Veterinary Medicine
 - 7. Update and Discussion on Board Response to COVID-19
 - 8. Future Agenda Items
 - 9. Adjournment

This agenda can be found on the Veterinary Medical Board website at www.vmb.ca.gov. Action may be taken on any item on the agenda. The time and order of agenda items are subject to change at the discretion of the Board President and may be taken out of order. In accordance with the Bagley-Keene Open Meeting Act, all meetings of the Board are open to the public.

The meeting will be webcast.

Government Code section 11125.7 provides the opportunity for the public to address each agenda item during discussion or consideration by the Board prior to the Board taking any action on said item. Members of the public will be provided appropriate opportunities to comment on any issue before the Board, but the Board President may, at his or her discretion, apportion available time among those who wish to speak. Individuals may appear before the Board to discuss items not on the agenda; however, the Board can neither discuss nor take official action on these items at the time of the same meeting (Government Code sections 11125, 11125.7(a)).

This meeting is being held via WebEx Events. The meeting is accessible to the physically disabled. A person who needs disability-related accommodations or modifications to participate in the meeting may make a request by contacting the Board at (916) 515-5220, email: vmb@dca.ca.gov, or send a written request to the Veterinary Medical Board, 1747 N. Market St., Suite 230, Sacramento, CA 95834. Providing your request at least five (5) business days prior to the meeting will help ensure availability of the requested accommodations. TDD Line: (916) 326-2297

HOW TO – Join – DCA WebEx Event

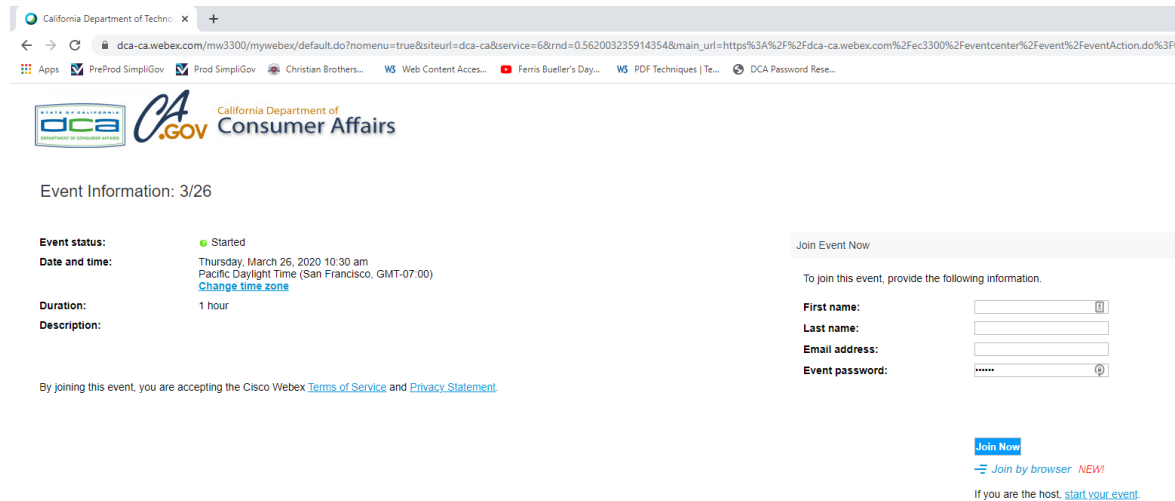
The following contains instructions to join a WebEx event hosted by the Department of Consumer Affairs (DCA).

NOTE: The preferred audio connection to our event is via telephone conference and not the microphone and speakers on your computer. Further guidance relevant to the audio connection will be outlined below.

1. Navigate to the WebEx event link provided by the DCA entity (an example link is provided below for reference) via an internet browser.

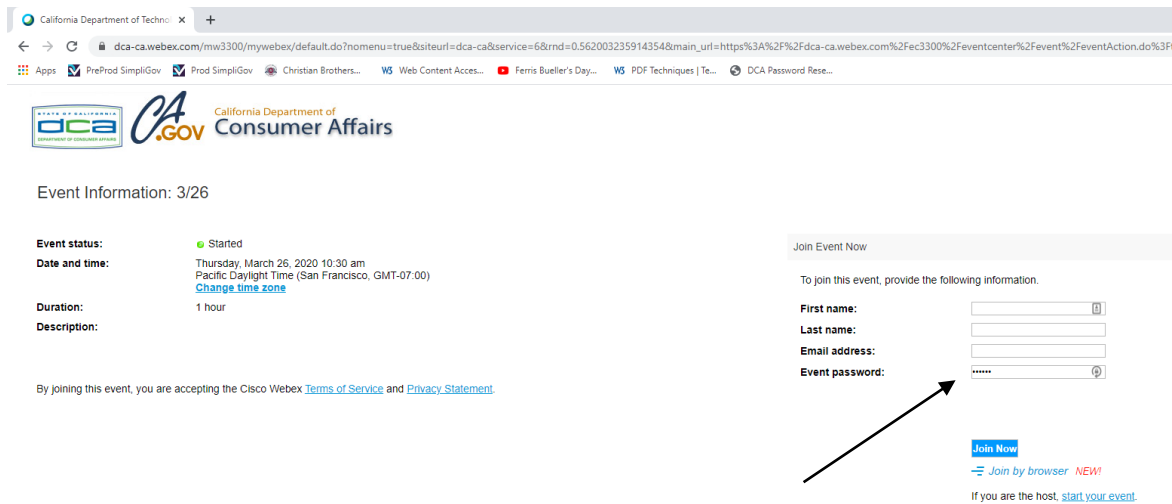
Example link:

<https://dca-ca.webex.com/dca-ca/onstage/g.php?MTID=eb0a73a251f0201d9d5ef3aaa9e978bb5>



2. The details of the event are presented on the left of the screen and the required information for you to complete is on the right.
NOTE: If there is a potential that you will participate in this event during a Public Comment period, you must identify yourself in a manner that the event Host can then identify your line and unmute it so the event participants can hear your public comment. The 'First name', 'Last name' and 'Email address' fields do not need to reflect your identity. The department will use the name or moniker you provide here to identify your communication line should you participate during public comment.

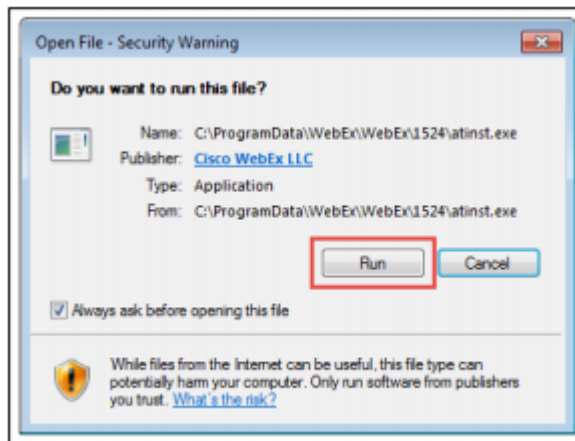
HOW TO – Join – DCA WebEx Event



3. Click the 'Join Now' button.

NOTE: The event password will be entered automatically. If you alter the password by accident, close the browser and click the event link provided again.

4. If you do not have the WebEx applet installed for your browser, a new window may open, so make sure your pop-up blocker is disabled. You may see a window asking you to open or run new software. Click 'Run'.



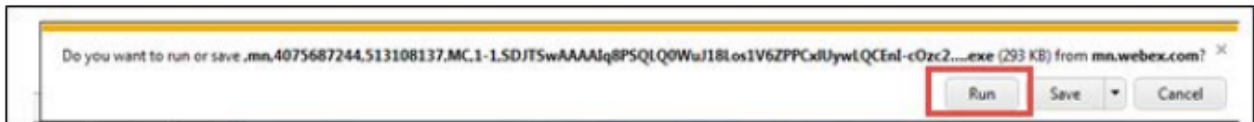
Depending on your computer's settings, you may be blocked from running the necessary software. If this is the case, click 'Cancel' and return to the browser tab that looks like the window below. You can bypass the above process.

Starting Webex...



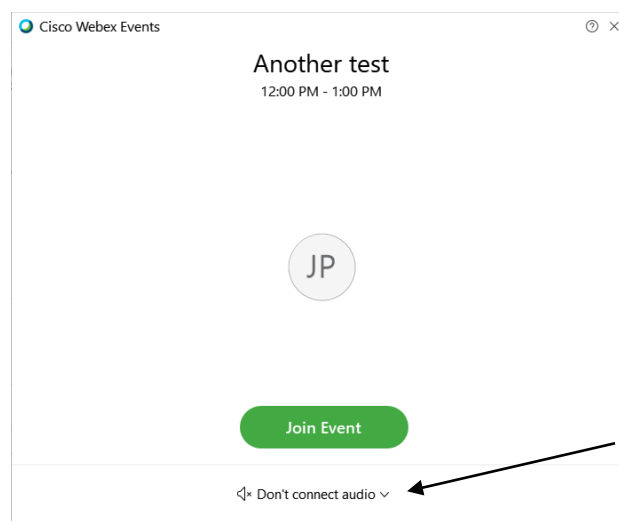
Still having trouble? [Run a temporary application](#) to join this meeting immediately.

5. To bypass step 4, click 'Run a temporary application'.
6. A dialog box will appear at the bottom of the page, click 'Run'.



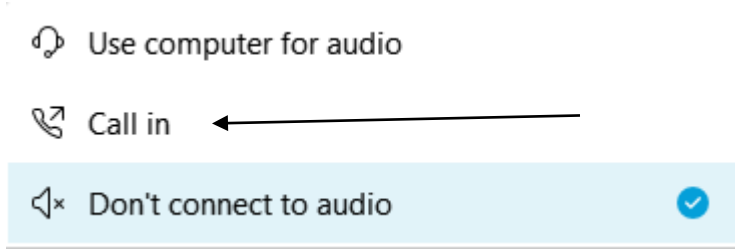
The temporary software will run, and the meeting window will open.

7. Click the audio menu below the green 'Join Event' button.

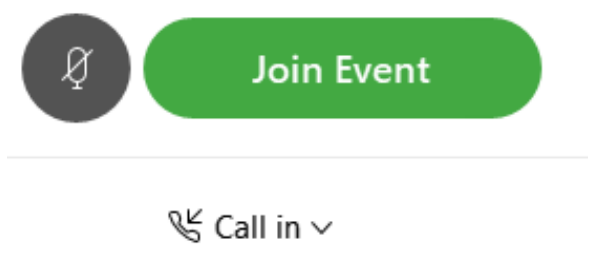


8. When the audio menu appears click 'Call in'.

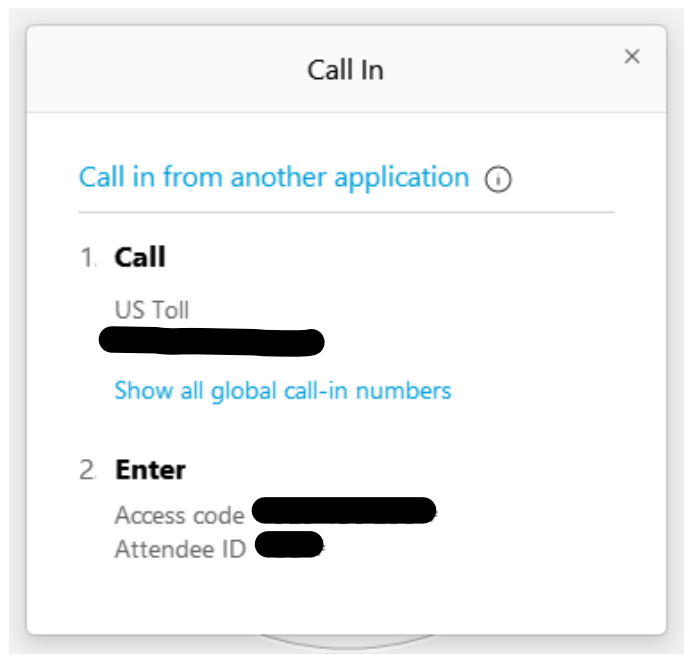
HOW TO – Join – DCA WebEx Event



9. Click 'Join Event'. The audio conference call in information will be available after you join the Event.



10. Call into the audio conference with the details provided.

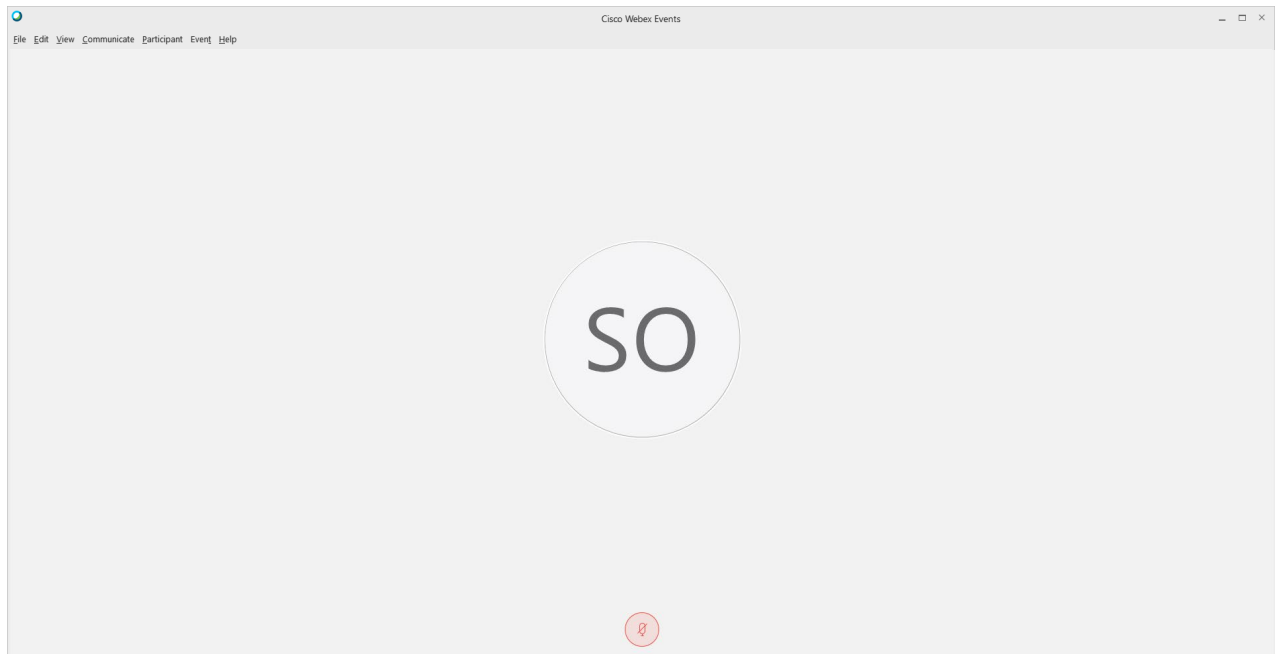


NOTE: The audio conference is the preferred method. Using your computer's microphone and speakers is not recommended.

HOW TO – Join – DCA WebEx Event

Once you successfully call into the audio conference with the information provided, your screen will look like the screen below and you have joined the event.

Congratulations!

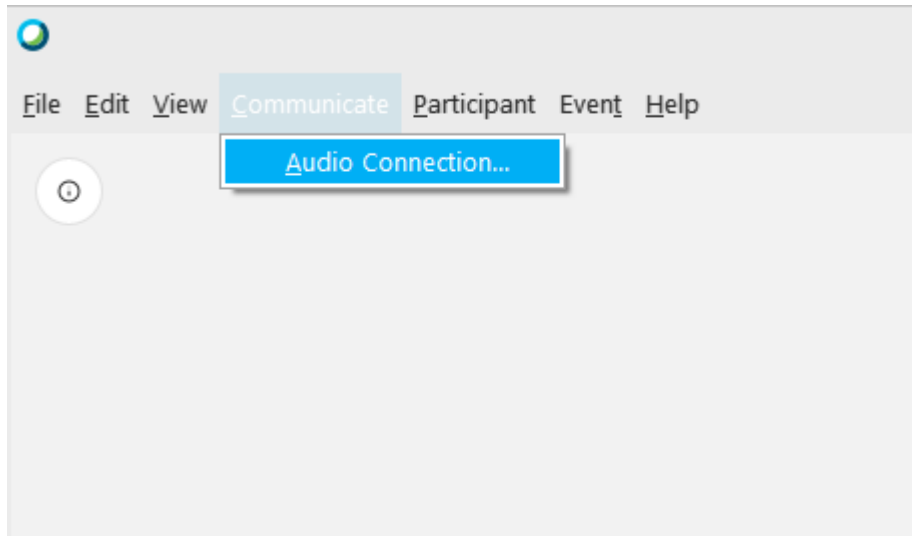


NOTE: Your audio line is muted and can only be unmuted by the event host.

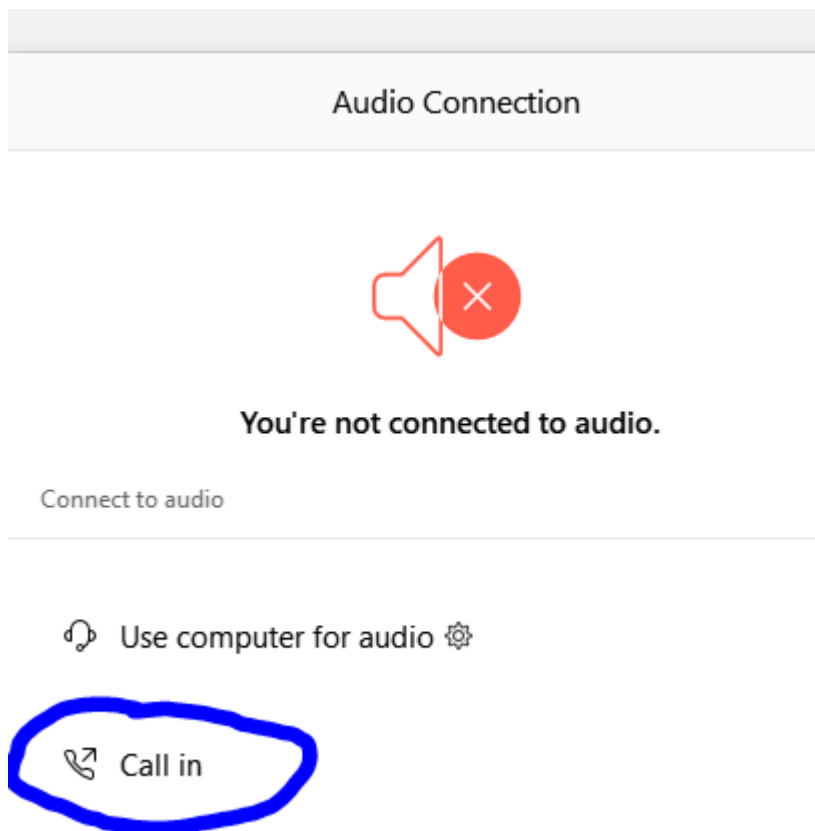
If you join the meeting using your computer's microphone and audio, or you didn't connect audio at all, you can still set that up while you are in the meeting.

Select 'Communicate' and 'Audio Connection' from top left of your screen.

HOW TO – Join – DCA WebEx Event




The 'Call In' information can be displayed by selecting 'Call in' then 'View'



You will then be presented the dial in information for you to call in from any phone.

Participating During a Public Comment Period

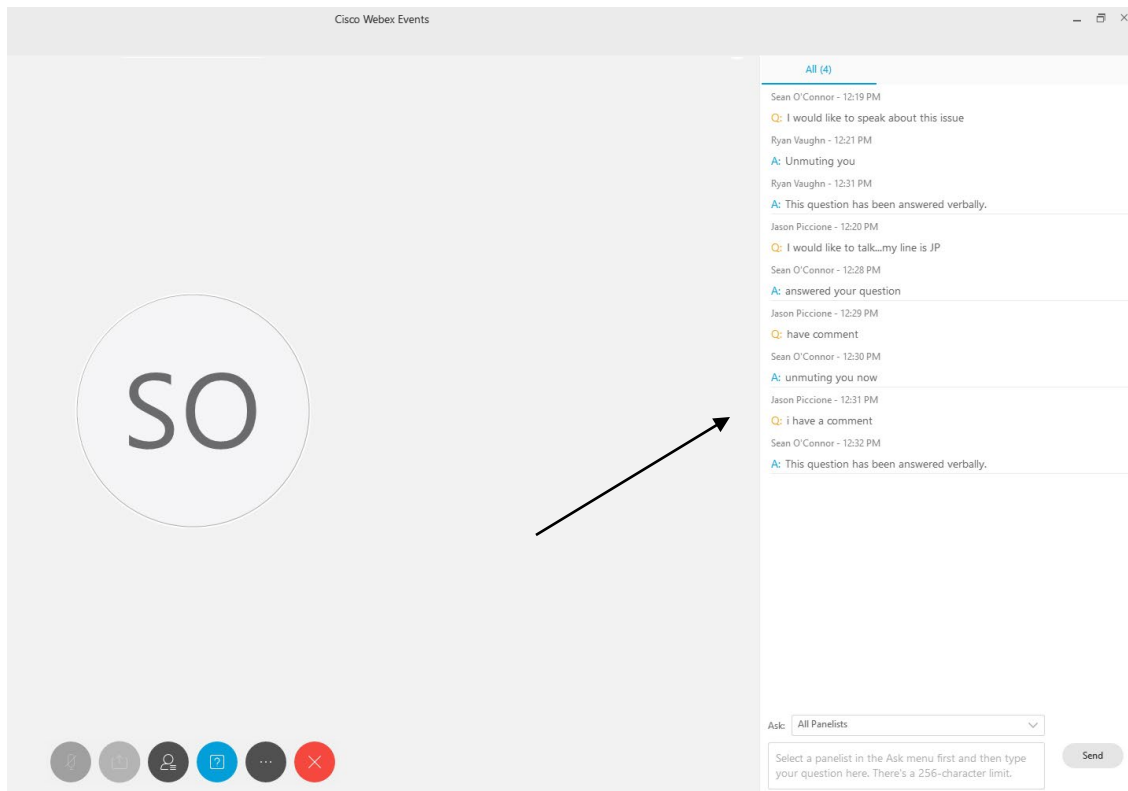
At certain times during the event, the facilitator may call for public comment. If you would like to make a public comment, click on the 'Q and A' button near the bottom, center of your WebEx session.



This will bring up the 'Q and A' chat box.

NOTE: The 'Q and A' button will only be available when the event host opens it during a public comment period.

HOW TO – Join – DCA WebEx Event



To request time to speak during a public comment period, make sure the 'Ask' menu is set to 'All panelists' and type 'I would like to make a public comment'.

Attendee lines will be unmuted in the order the requests were received, and you will be allowed to present public comment.

NOTE: Your line will be muted at the end of the allotted public comment duration. You will be notified when you have 10 seconds remaining.