

# MEMORANDUM

<b>DATE</b>	April 2, 2024
<b>TO</b>	Veterinary Medical Board (Board)
<b>FROM</b>	Kim Phillips-Francis, Administration/Licensing Manager
<b>SUBJECT</b>	<b>Agenda Item 20.B. Examination/Licensing Report</b>

## Examination Updates

### International Council for Veterinary Assessment (ICVA) News

#### **North American Veterinary Licensing Exam (NAVLE) Retake Policy Changes**

On November 20, 2023, the ICVA provided an [overview](#) of the upcoming NAVLE retake policy, which started with the November through December administration of the national exam. The updated policy, summarized, included:

- Veterinarian applicants having the opportunity for up to five (5) attempts, inclusive of incomplete ones.
- An incomplete attempt refers to any instance where the veterinarian applicant initiates the NAVLE but does not complete the examination.
- All attempts made prior to this administration are counted toward the five-attempt limit.
- Veterinarian applicants may file an appeal with the ICVA Board of Directors for permission to undertake the NAVLE beyond the five-attempt limit.

The previous NAVLE retake policy, which recommended a maximum of five attempts in five years, allowed licensing boards to have their own NAVLE retake policy with their own limits or to have no limits at all. This new retake policy applies to all veterinarian applicants, and the five attempts may be taken in the timeframe of the veterinarian applicant's own choosing. This policy change follows assessment best practices by limiting the number of attempts made, which enhances test security while simultaneously providing a more accurate measure of a veterinarian applicant's knowledge level, while also aligning with the current retake policy for the Veterinary Technician National Examination (VTNE).

#### **Technical Glitch in Generating of Nov. through Dec. 2023 NAVLE Score Reports**

On January 18, 2024, the ICVA [learned](#) that a glitch occurred in the generation of the November through December 2023 NAVLE score reports. As soon as the glitch was discovered, access to all reports from the portal were terminated so the National Board of Medical Examiners (NBME) could resolve the issue.

The ICVA works with the NBME to develop, deliver, and score the NAVLE. The NBME generates all NAVLE score reports and posts them on a NBME portal for veterinarian applicants to access. The NBME confirmed that no NAVLE veterinarian applicants saw or received any other veterinarian applicant's score or pass/fail outcome in the original score reports. The only information that was accidentally shared with less than 1.3% of the veterinarian applicants was another veterinarian applicant's name, NAVLE ID, and a generalized comparison of how the other veterinarian applicants performed on the NAVLE by species and competency relative to the entire pool of veterinarian applicants. However, the generalized comparison data was insufficient to derive the other veterinarian applicant's score and/or pass/fail outcome. The NBME committed to providing updated corrected scores by 2:00 p.m. Pacific time on January 18, 2024, and the ICVA notified veterinarian applicants as soon as the revised reports were available for download from the portal.

### **ICVA Staff Promotions**

On January 30, 2024, the ICVA [announced](#) two new promotions of its employees, which included:

- Janine Hawley was announced as the ICVA's Chief Operating Officer. Ms. Hawley has been an ICVA staff member since 2022 where she previously worked in the role of Chief Innovation Officer.
- Elizabeth Johnson Million, DVM, received the updated title of ICVA Director of Veterinary Outreach. Dr. Million has been a staff team member of the ICVA since 2019, where she previously held the title of Assistant Director of Outreach and Engagement.

### **ICVA Nominations for the ADC and Board of Directors**

On February 5, 2024, the ICVA [announced](#) a call for nominations for five (5) open positions on the Assessment Development Committee (ADC). The open positions were for experts in the Bovine - Beef, Canine, Equine, Feline and Zoo/ Wildlife areas and nominations were accepted through April 1, 2024. The ADC is composed of a broad representation of species and content areas across veterinary medicine. Duties include assisting ICVA in identifying NAVLE item writers and participating in item and forms review meetings.

On the same day, the ICVA [announced](#) a call for two at-large positions on the ICVA Board of Directors. Interested individuals were notified that the ICVA's Board of Directors are appointed for three-year terms and may serve a maximum of three (3) terms, the meeting requirements, compensation for expenses, and other official activities. Nominations, including self-nominations, were accepted through April 1, 2024.

## **American Association of Veterinary State Boards (AAVSB) Announcements**

### **Elected Leadership - Nominations**

On December 15, 2023, the AAVSB [announced](#) a call for eight (8) elected leadership nominations. The call for nominations encouraged individuals with knowledge and expertise in veterinary regulation to apply and gain the opportunity to expand their leadership skills. Interested individuals were notified of each open position available, the term limits of each position, the meeting requirements, compensation for expenses, and other official activities. Nominations are currently open and will be accepted through May 29, 2024.

### **VTNE Eligibility Policy Changes**

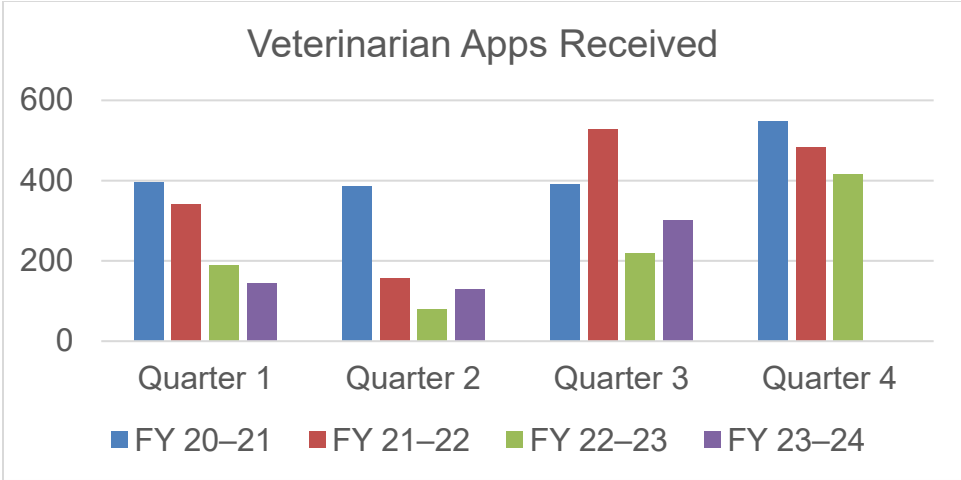
On December 21, 2023, AAVSB [announced](#) recent changes to the VTNE eligibility policy. The changes included:

- Having the AAVSB approve pre-graduate testing for enrollees of American Veterinary Medical Association's (AVMA's) Committee on Veterinary Technician Education and Activities (CVTEA) program and Canadian Veterinary Medical Association's (CVMA's) accredited schools upon verification of good standing from the school, allowing testing during the final semester of the accredited program.
- Amending the VTNE eligibility policy to have the AAVSB evaluate and determine the eligibility of on-the-job trained and alternate pathway candidates per each jurisdiction's qualifications.

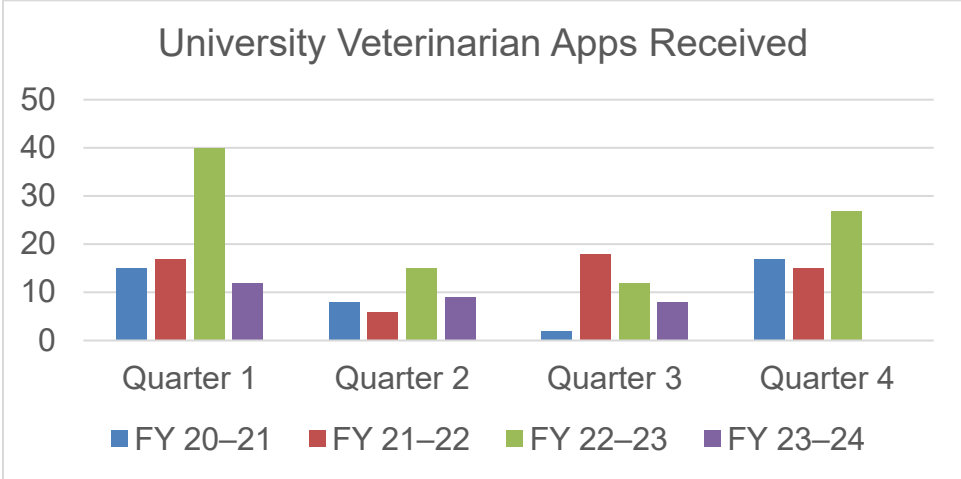
### **Licensing Updates**

**Board Applications:** Overall, Board applications (Apps) received saw a decrease of roughly 13% (1,398 to 1,222) when comparing Quarter 3 (Q3) Fiscal Year (FY) 22/23 to Q3 FY 23/24. Veterinarian applications received increased approximately 38% (219 to 302), University Veterinarian applications received decreased by 33% (12 to 8), Registered Veterinary Technician (RVT) applications received decreased by 33% (251 to 169), Veterinary Premises (HSP) applications received decreased by 26% (187 to 138), and Veterinary Assistant Controlled Substance Permits (VACSP) applications received decreased by 17% (729 to 605).

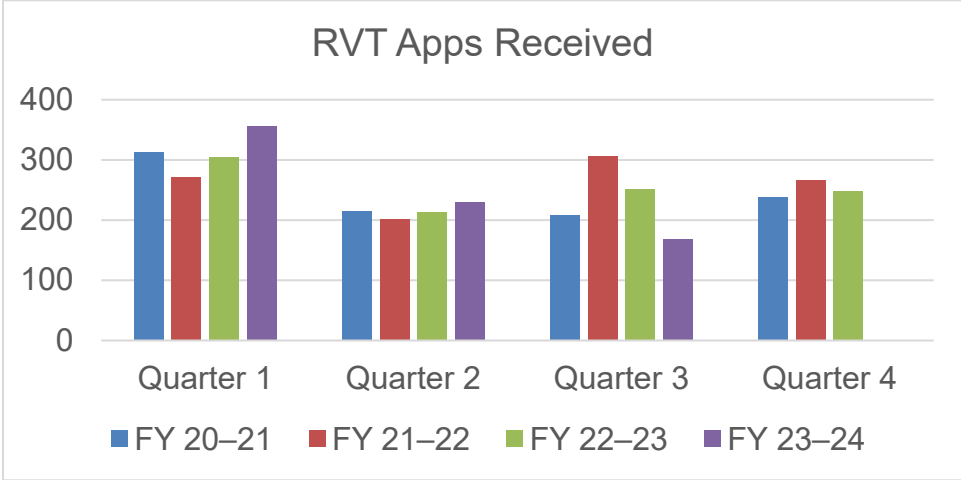
Veterinarian Applications Received By Quarter					
FY	Quarter 1	Quarter 2	Quarter 3	Quarter 4	Total
FY 20–21	395	386	390	549	1,720
FY 21–22	342	156	528	482	1,508
FY 22–23	190	79	219	415	903
FY 23–24	144	128	302	--	574
<b>Total:</b>	<b>1,071</b>	<b>749</b>	<b>1,439</b>	<b>1,446</b>	<b>4,705</b>



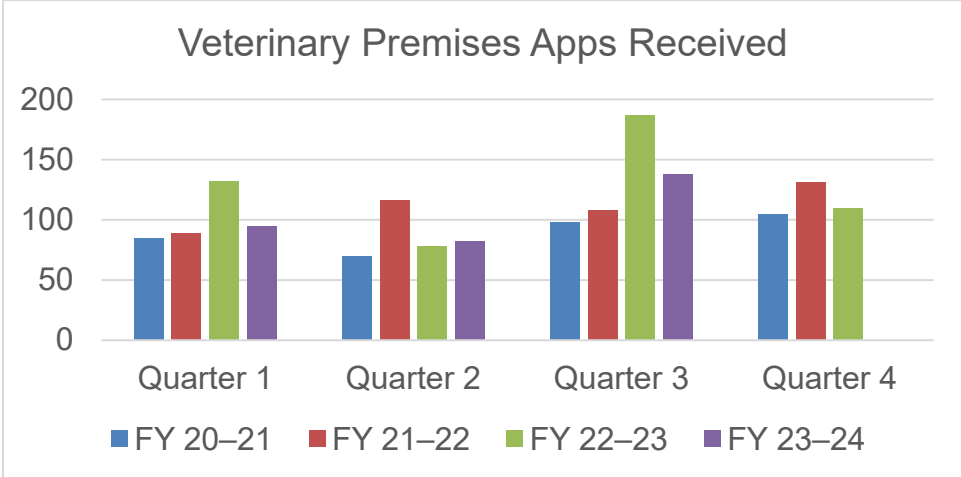
University Veterinarian Applications Received By Quarter					
FY	Quarter 1	Quarter 2	Quarter 3	Quarter 4	Total
FY 20–21	15	8	2	17	42
FY 21–22	17	6	18	15	56
FY 22–23	40	15	12	27	94
FY 23–24	12	9	8	--	29
<b>Total:</b>	<b>84</b>	<b>38</b>	<b>40</b>	<b>59</b>	<b>221</b>



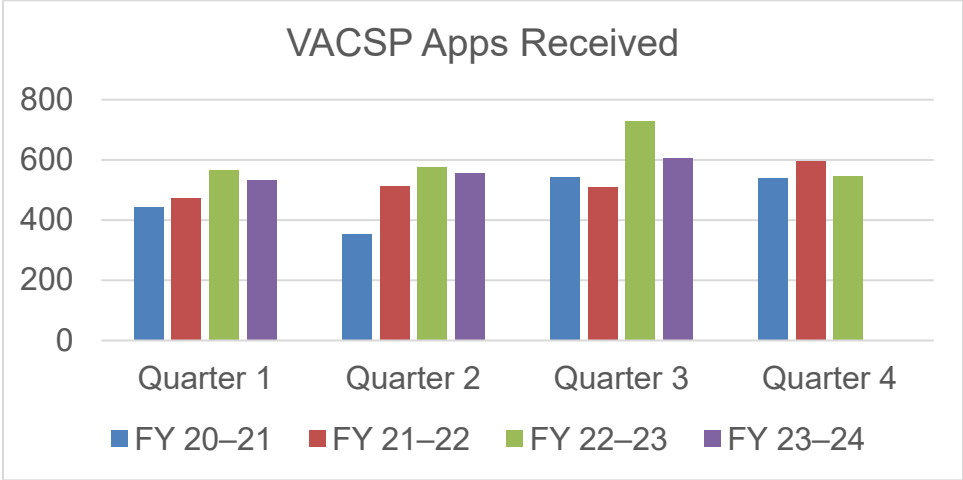
<b>RVT Applications Received By Quarter</b>					
<b>FY</b>	<b>Quarter 1</b>	<b>Quarter 2</b>	<b>Quarter 3</b>	<b>Quarter 4</b>	<b>Total</b>
FY 20–21	313	215	209	239	<b>976</b>
FY 21–22	272	201	306	266	<b>1,045</b>
FY 22–23	305	213	251	248	<b>1,017</b>
FY 23–24	357	230	169	--	<b>756</b>
<b>Total:</b>	<b>1,247</b>	<b>859</b>	<b>935</b>	<b>753</b>	<b>3,794</b>



<b>Veterinary Premises Applications Received By Quarter</b>					
<b>FY</b>	<b>Quarter 1</b>	<b>Quarter 2</b>	<b>Quarter 3</b>	<b>Quarter 4</b>	<b>Total</b>
FY 20–21	85	70	98	105	<b>358</b>
FY 21–22	89	116	108	131	<b>444</b>
FY 22–23	132	78	187	110	<b>507</b>
FY 23–24	95	82	138	--	<b>315</b>
<b>Total:</b>	<b>401</b>	<b>346</b>	<b>531</b>	<b>346</b>	<b>1,624</b>



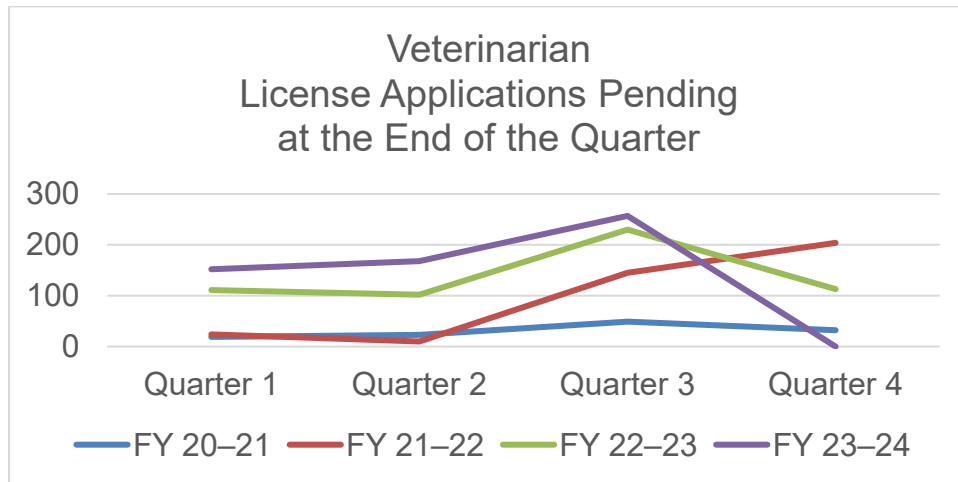
VACSP Applications Received By Quarter					
FY	Quarter 1	Quarter 2	Quarter 3	Quarter 4	Total
FY 20–21	442	354	543	541	1,880
FY 21–22	474	512	511	595	2,092
FY 22–23	566	577	729	546	2,418
FY 23–24	533	557	605	--	1,695
<b>Total:</b>	<b>2,015</b>	<b>2,000</b>	<b>2,388</b>	<b>1,682</b>	<b>8,085</b>



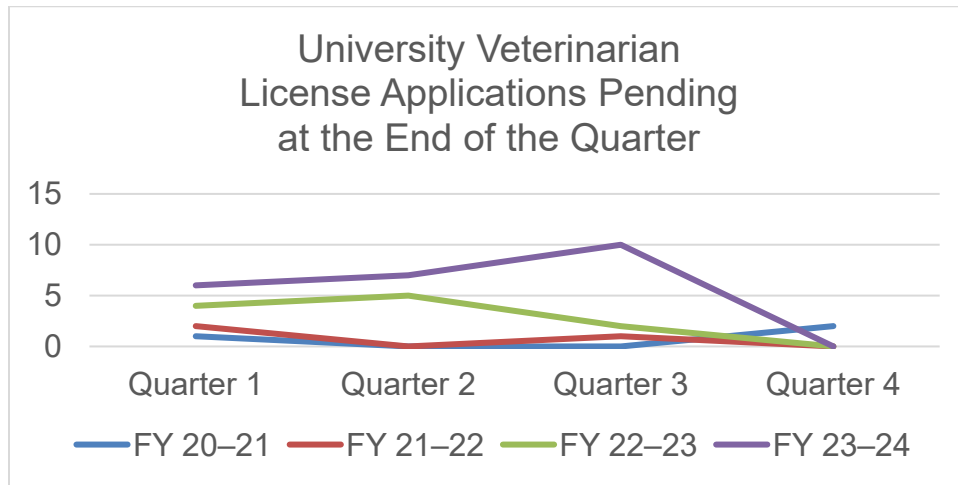
Pending Applications:

Compared to Q3 FY 22/23, in Q3 23/24, Board pending applications saw an increase for Veterinarians of roughly 12% (230 to 257), University Veterinarians increased (2 to 10), RVTs decreased 46% (305 to 166), Veterinary Premises decreased 10% (40 to 36), VACSP decreased 13% (447 to 388).

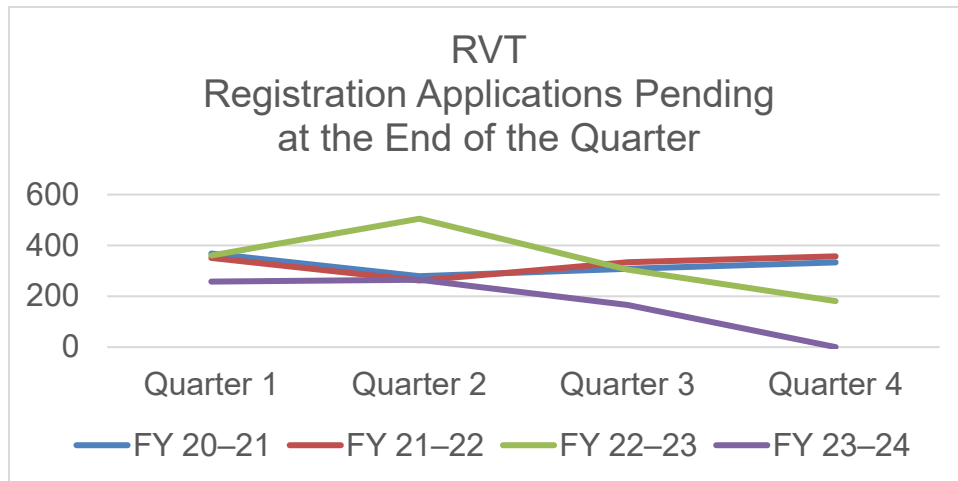
<b>Veterinarian License Applications Pending at the End of the Quarter</b>				
<b>FY</b>	<b>Quarter 1</b>	<b>Quarter 2</b>	<b>Quarter 3</b>	<b>Quarter 4</b>
FY 20–21	19	23	49	32
FY 21–22	24	10	145	204
FY 22–23	111	102	230	113
FY 23–24	152	168	257	--



University Veterinarian License Applications Pending at the End of the Quarter				
FY	Quarter 1	Quarter 2	Quarter 3	Quarter 4
FY 20–21	1	0	0	2
FY 21–22	2	0	1	0
FY 22–23	4	5	2	0
FY 23–24	6	7	10	--

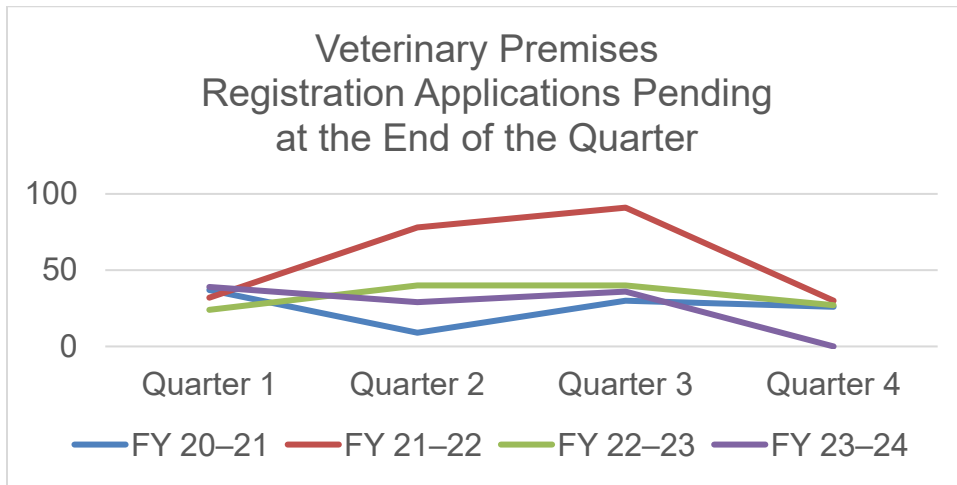


RVT Registration Applications Pending at the End of the Quarter				
FY	Quarter 1	Quarter 2	Quarter 3	Quarter 4
FY 20–21	368	279	308	333
FY 21–22	351	262	334	357
FY 22–23	360	505	305	181
FY 23–24	258	265	166	--

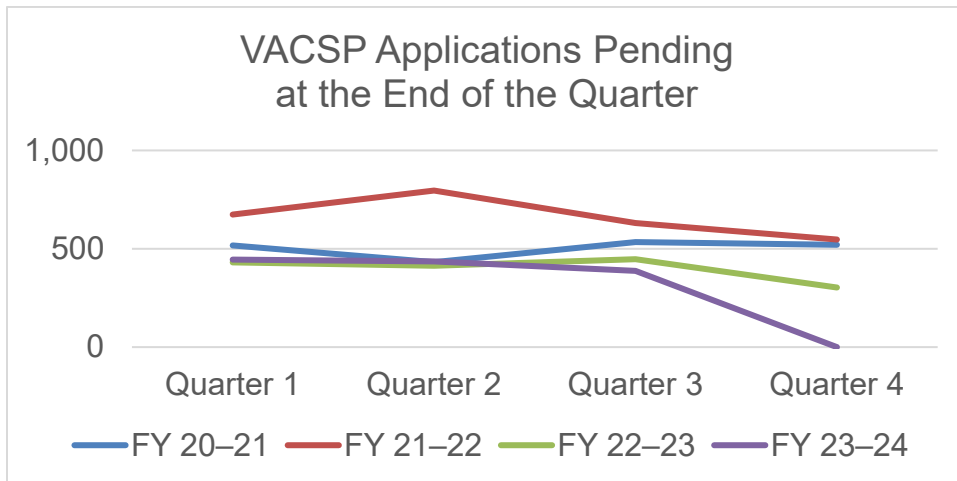




<b>Veterinary Premises Registration Applications Pending at the End of the Quarter</b>				
<b>FY</b>	<b>Quarter 1</b>	<b>Quarter 2</b>	<b>Quarter 3</b>	<b>Quarter 4</b>
FY 20–21	37	9	30	26
FY 21–22	32	78	91	30
FY 22–23	24	40	40	27
FY 23–24	39	29	36	--



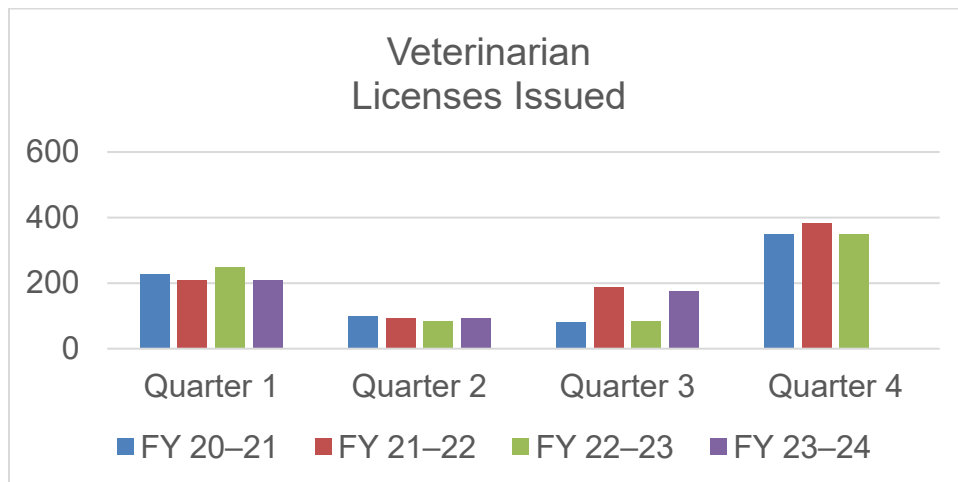
<b>VACSP Applications Pending at the End of the Quarter</b>				
<b>FY</b>	<b>Quarter 1</b>	<b>Quarter 2</b>	<b>Quarter 3</b>	<b>Quarter 4</b>
FY 20–21	517	432	534	520
FY 21–22	674	796	631	547
FY 22–23	431	414	447	303
FY 23–24	445	436	388	--



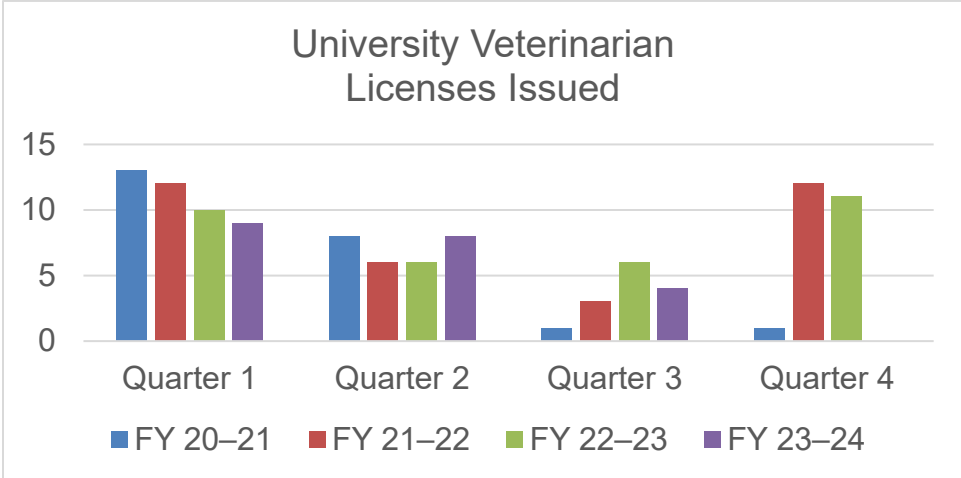
Licenses, Registrations, Permits Issued

Compared to Q3 FY 22/23, in Q3 FY 23/24 licenses, registrations, and permits issued saw a decrease of roughly 13% (1,227 to 1,065). Veterinarian licenses increased approximately 110% (84 to 176). University Veterinarian licenses slightly decreased by 33% (6 to 4), RVT registrations decreased by 31% (321 to 222), Veterinary Premises registrations decreased by 24% (161 to 123), and VACSPs decreased by 18% (655 to 540).

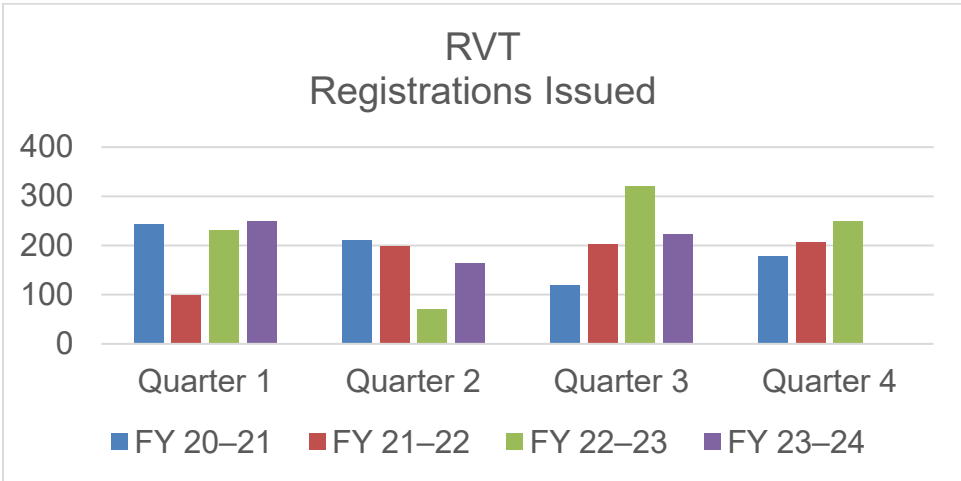
Veterinarian Licenses Issued By Quarter					
FY	Quarter 1	Quarter 2	Quarter 3	Quarter 4	Total
FY 20–21	228	98	81	349	<b>756</b>
FY 21–22	208	93	187	382	<b>870</b>
FY 22–23	250	83	84	348	<b>765</b>
FY 23–24	208	93	176	--	<b>477</b>
<b>Total:</b>	<b>894</b>	<b>367</b>	<b>528</b>	<b>1,079</b>	<b>2,868</b>



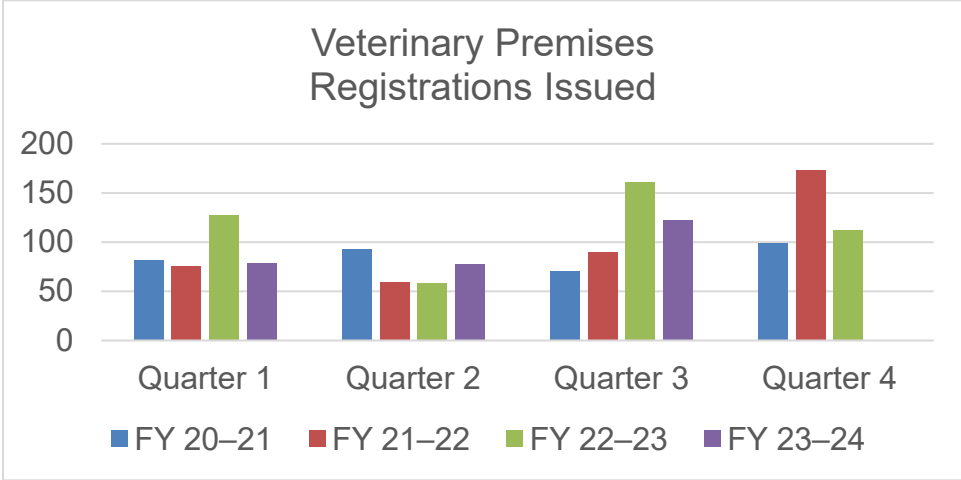
University Veterinarian Licenses Issued By Quarter					
FY	Quarter 1	Quarter 2	Quarter 3	Quarter 4	Total
FY 20–21	13	8	1	1	<b>23</b>
FY 21–22	12	6	3	12	<b>33</b>
FY 22–23	10	6	6	11	<b>33</b>
FY 23–24	9	8	4	--	<b>21</b>
<b>Total:</b>	<b>44</b>	<b>28</b>	<b>14</b>	<b>24</b>	<b>110</b>



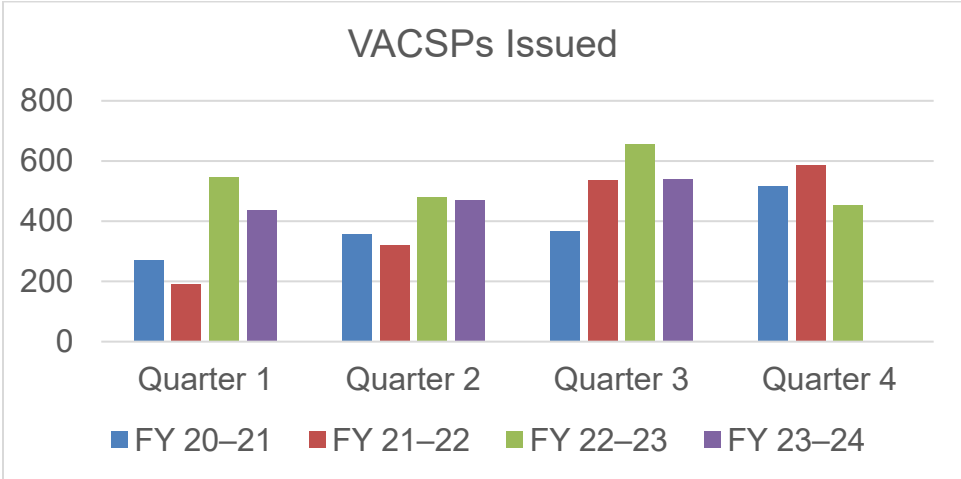
RVT Registrations Issued By Quarter					
FY	Quarter 1	Quarter 2	Quarter 3	Quarter 4	Total
FY 20–21	242	210	118	178	<b>748</b>
FY 21–22	99	199	202	206	<b>706</b>
FY 22–23	230	71	321	250	<b>872</b>
FY 23–24	250	163	222	--	<b>635</b>
<b>Total:</b>	<b>821</b>	<b>643</b>	<b>863</b>	<b>634</b>	<b>2,961</b>



Veterinary Premises Registrations Issued By Quarter					
FY	Quarter 1	Quarter 2	Quarter 3	Quarter 4	Total
FY 20–21	82	93	71	99	<b>345</b>
FY 21–22	76	60	90	173	<b>399</b>
FY 22–23	128	58	161	112	<b>459</b>
FY 23–24	79	78	123	--	<b>280</b>
<b>Total:</b>	<b>365</b>	<b>289</b>	<b>445</b>	<b>384</b>	<b>1,483</b>



VACSPs Issued By Quarter					
FY	Quarter 1	Quarter 2	Quarter 3	Quarter 4	Total
FY 20–21	270	357	366	515	<b>1,508</b>
FY 21–22	190	321	537	585	<b>1,633</b>
FY 22–23	546	481	655	453	<b>2,135</b>
FY 23–24	436	471	540	--	<b>1,441</b>
<b>Total:</b>	<b>1,442</b>	<b>1,630</b>	<b>2,098</b>	<b>1,553</b>	<b>6,717</b>

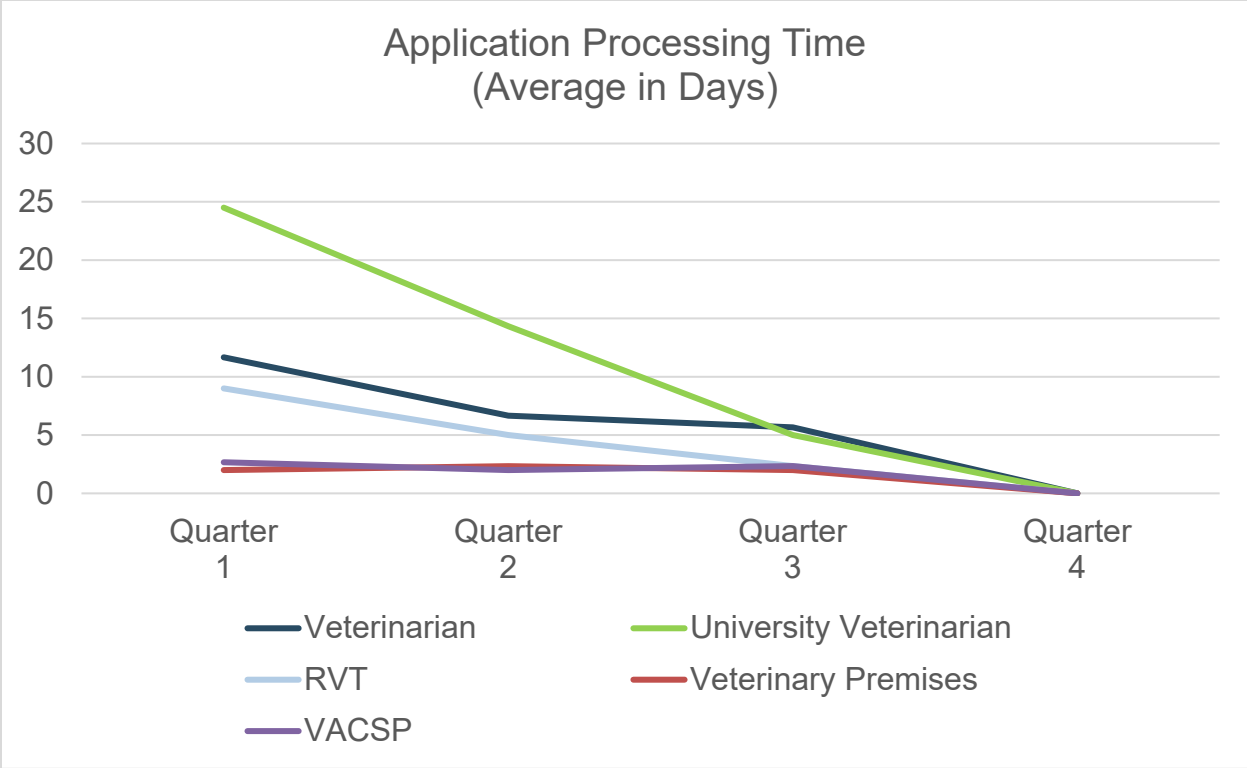


Licenses, Registrations, and Permits Recognized per the SCRA

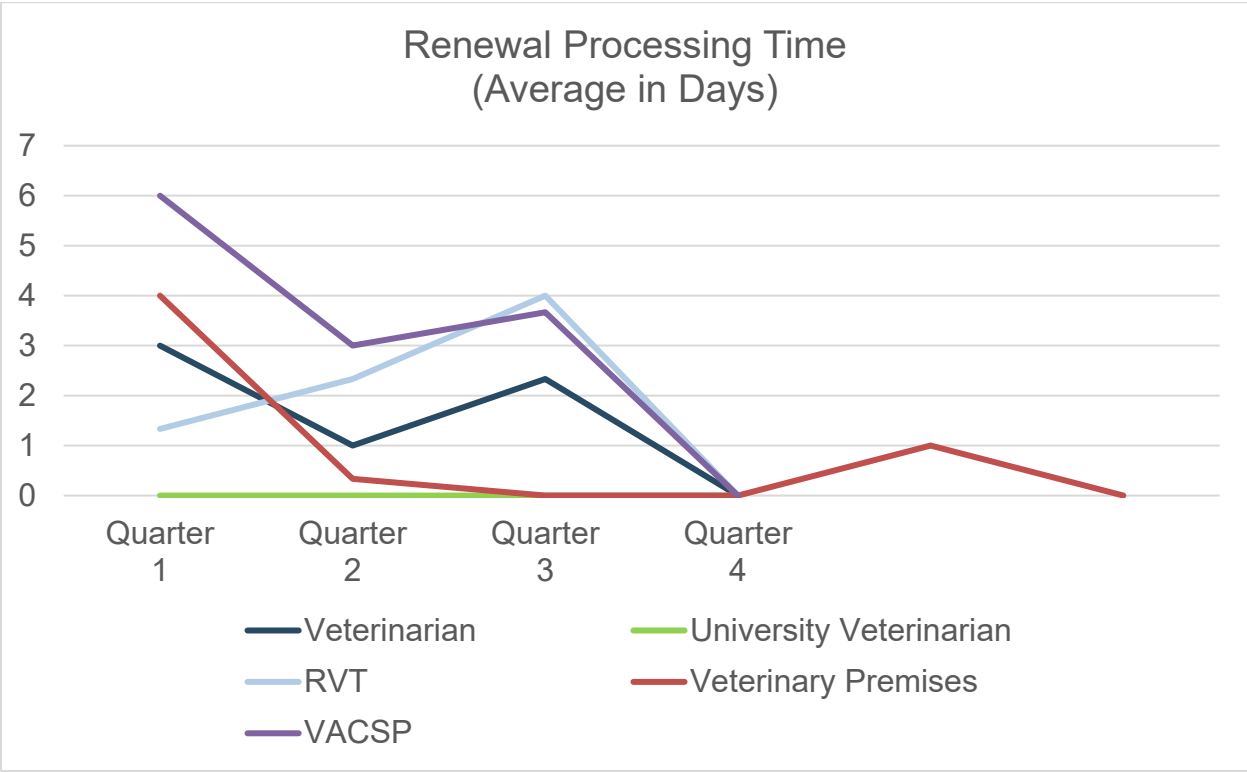
California implemented recognition of the federal Servicemembers Civil Relief Act (SCRA) via Senate Bill (SB) 143, which went into effect September 13, 2023. SB 143 requires California to recognize out-of-state licenses, registrations, and permits issued to members of the U.S. Armed Forces and their spouses for the same license types issued within the state. As of April 1, 2024, the Board has only received and has recognized one (1) out-of-state RVT via the SCRA.

<b>RVT</b>					
<b>SCRA Applications Processed and Recognized By Quarter</b>					
<b>FY</b>	<b>Quarter 1</b>	<b>Quarter 2</b>	<b>Quarter 3</b>	<b>Quarter 4</b>	<b>Total</b>
FY 23–24	0	1	0	0	1
<b>Total:</b>	<b>0</b>	<b>1</b>	<b>0</b>	<b>0</b>	<b>1</b>

Application Processing Time (Average in Days) by Quarter						
Type	Quarter 1	Quarter 2	Quarter 3	Quarter 4	FYTD Average	FY 22/23
Veterinarian	12	7	6	--	9	9
University Veterinarian	25	14	5	--	18	4
RVT	9	5	2	--	7	7
Veterinary Premises	2	2	2	--	2	2
VACSP	3	2	2	--	2	5
<b>Total:</b>	<b>50</b>	<b>30</b>	<b>17</b>	<b>0</b>	<b>8</b>	<b>7</b>



Renewal Processing Time (Average in Days) by Quarter						
Type	Quarter 1	Quarter 2	Quarter 3	Quarter 4	FYTD Average	FY 22/23
Veterinarian	3	1	2	--	2	2
University Veterinarian	0	0	0	--	0	0
RVT	1	2	4	--	2	2
Veterinary Premises	4	0	0	--	1	0
VACSP	6	3	4	--	4	4
<b>Total:</b>	<b>14</b>	<b>7</b>	<b>10</b>	<b>0</b>	<b>2</b>	<b>2</b>



Licensee Population				
	as of April 1, 2021	as of April 1, 2022	as of April 4, 2023	as of April 1, 2024
Veterinarian Licenses*/**	15,142/12,344	15,521/12,990	15,989/13,048	16,512/13,516
Veterinarian Licenses – California**	11,318	11,571	11,087	11,419
University Veterinarian */**	152/122	174/126	208/133	240/136
RVT Licenses*/**	10,000/7,540	10,369/8,136	10,913/8,309	11,587/8,820
RVT Licenses – California**	8,635	8,807	7,870	8,393
Premises Registrations*/**	4,236/3,728	4,240/3,738	4,441/3,901	4,569/3,374
Premises Registrations – Exempt**	99	105	109	118
VACSPs*/**	7,987/4,927	9,545/5,684	11,763/6,738	12,928/7,999

\*Includes current active, current inactive and expired.  
\*\*Current active

