

MEMORANDUM

| | |
|----------------|--|
| DATE | December 27, 2023 |
| TO | Veterinary Medical Board (Board) |
| FROM | Kim Phillips-Francis, Administration/Licensing Manager |
| SUBJECT | Agenda Item 15.B. Examination/Licensing Report |

Examination Updates

International Council for Veterinary Assessment (ICVA) News

On [September 12, 2023](#), ICVA welcomed their new Program Operations Administrator Baylor Harton, M.Ed.

At the September 2023 AAVSB Meeting, ICVA announced upcoming changes to the NAVLE retake policy November-December 2024. The [updated policy](#) highlights include:

- Candidates will have the opportunity for up to five attempts, inclusive of incomplete ones.
- An incomplete attempt refers to any instance where a candidate initiates the NAVLE but does not complete the examination.
- All attempts made prior to this administration are counted towards the five-attempt limit.
- Candidates may file and appeal with the ICVA Board of Directors for permission to undertake the NAVLE beyond the five-attempt limit.

AAVSB Announcements

Changes to Veterinary Technician National Examination (VTNE) Eligibility Policy

On December 21, 2023, the American Association of Veterinary State Boards (AAVSB) announced recent changes to their Veterinary Technician National Examination (VTNE) eligibility policy. The changes included:

- Having the AAVSB approve pre-graduate testing for enrollees of American Veterinary Medical Association's (AVMA's) Committee on Veterinary Technician Education and Activities (CVTEA) program and Canadian Veterinary Medical Association's (CVMA's) accredited schools upon verification of good standing from the school, allowing testing during the final semester of the accredited program.
- Amending the VTNE eligibility policy to have the AAVSB evaluate and determine the eligibility of on-the-job trained and alternate pathway candidates per each jurisdiction's qualifications.

For additional information, please read the full announcement [here](#).

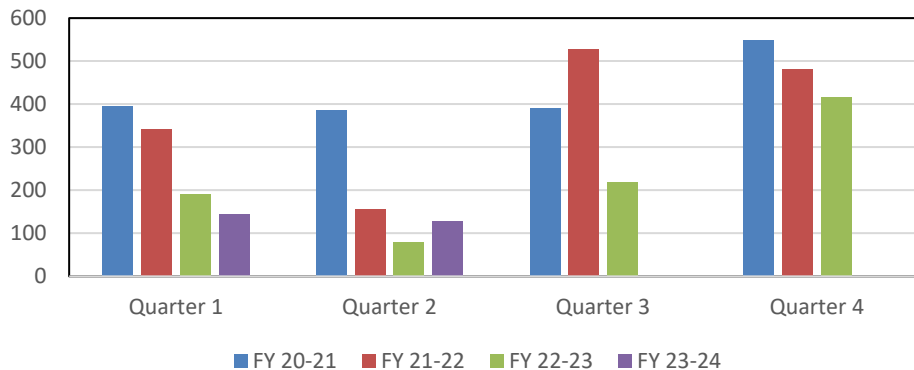
Licensing Updates

Board Applications Overall, Board applications saw a decrease of roughly 12% (1,141 to 1,006) when compared to Quarter 1 (Q1) Fiscal Year (FY) 23/24. Veterinarian (VET) applications decreased approximately 11% (144 to 128), University decreased by 25% (12 to 9), Registered Veterinary Technician (RVT) decreased by 36% (357 to 230), Premises (HSP) decreased by 14% (95 to 82), and Veterinary Assistant Controlled Substance Permits (VACSP) increased by 5% (533 to 557).

VET Applications Received

| Fiscal Year | Quarter 1 | Quarter 2 | Quarter 3 | Quarter 4 | Total |
|-------------|-----------|-----------|-----------|-----------|-------|
| FY 23-24 | 144 | 128 | - | - | 272 |
| FY 22-23 | 190 | 79 | 219 | 415 | 903 |
| FY 21-22 | 342 | 156 | 528 | 482 | 1508 |
| FY 20-21 | 395 | 386 | 390 | 549 | 1720 |

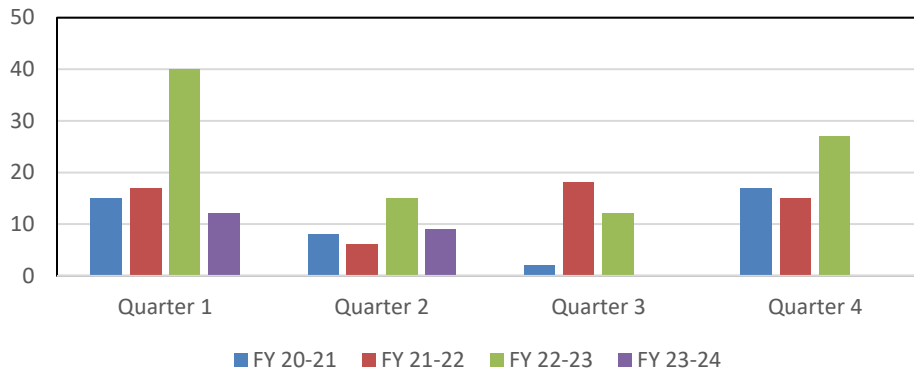
VET Applications Received



University Vet Applications Received

| Fiscal Year | Quarter 1 | Quarter 2 | Quarter 3 | Quarter 4 | Total |
|-----------------|-----------|-----------|-----------|-----------|-------|
| FY 23-24 | 12 | 9 | - | - | 21 |
| FY 22-23 | 40 | 15 | 12 | 27 | 94 |
| FY 21-22 | 17 | 6 | 18 | 15 | 56 |
| FY 20-21 | 15 | 8 | 2 | 17 | 42 |

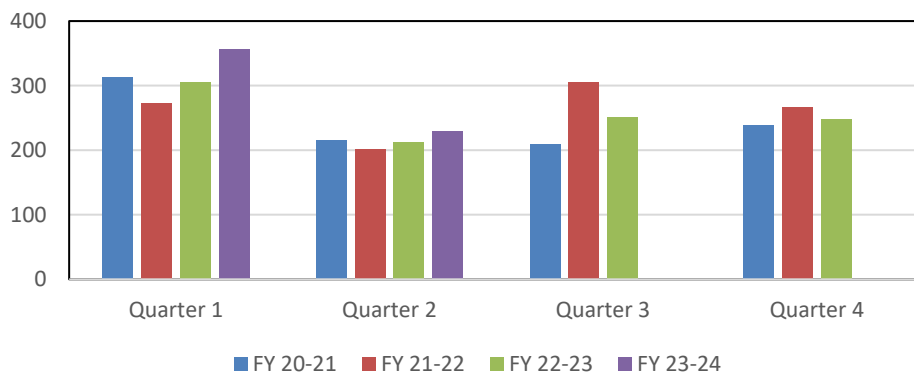
University Vet Applications Received



RVT Applications Received

| Fiscal Year | Quarter 1 | Quarter 2 | Quarter 3 | Quarter 4 | Total |
|-----------------|-----------|-----------|-----------|-----------|-------|
| FY 23-24 | 357 | 230 | - | - | 587 |
| FY 22-23 | 305 | 213 | 251 | 248 | 1017 |
| FY 21-22 | 272 | 201 | 306 | 266 | 1045 |
| FY 20-21 | 313 | 215 | 209 | 239 | 976 |

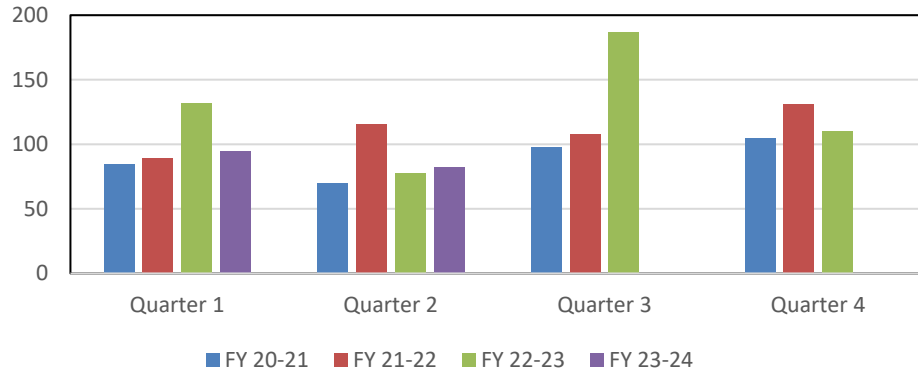
RVT Applications Received



HSP Applications Received

| Fiscal Year | Quarter 1 | Quarter 2 | Quarter 3 | Quarter 4 | Total |
|-------------|-----------|-----------|-----------|-----------|-------|
| FY 23-24 | 95 | 82 | - | - | 177 |
| FY 22-23 | 132 | 78 | 187 | 110 | 507 |
| FY 21-22 | 89 | 116 | 108 | 131 | 444 |
| FY 20-21 | 85 | 70 | 98 | 105 | 358 |

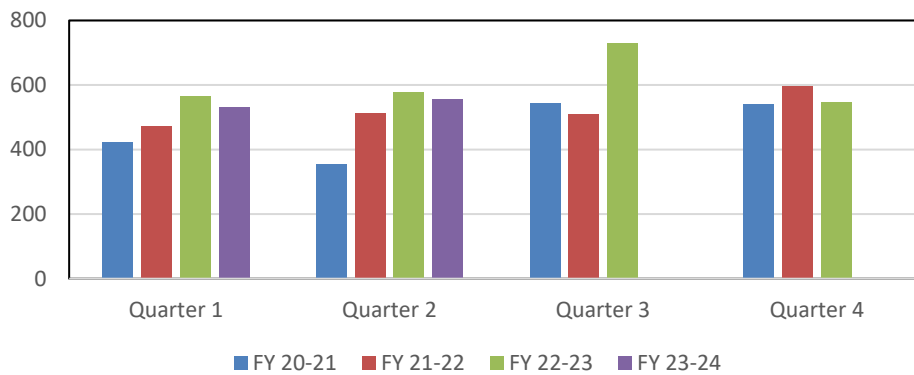
HSP Applications Received



VACSP Applications Received

| Fiscal Year | Quarter 1 | Quarter 2 | Quarter 3 | Quarter 4 | Total |
|-------------|-----------|-----------|-----------|-----------|-------|
| FY 23-24 | 533 | 557 | - | - | 1090 |
| FY 22-23 | 566 | 577 | 729 | 546 | 2418 |
| FY 21-22 | 474 | 512 | 511 | 595 | 2092 |
| FY 20-21 | 442 | 354 | 543 | 541 | 1880 |

VACSP Applications Received



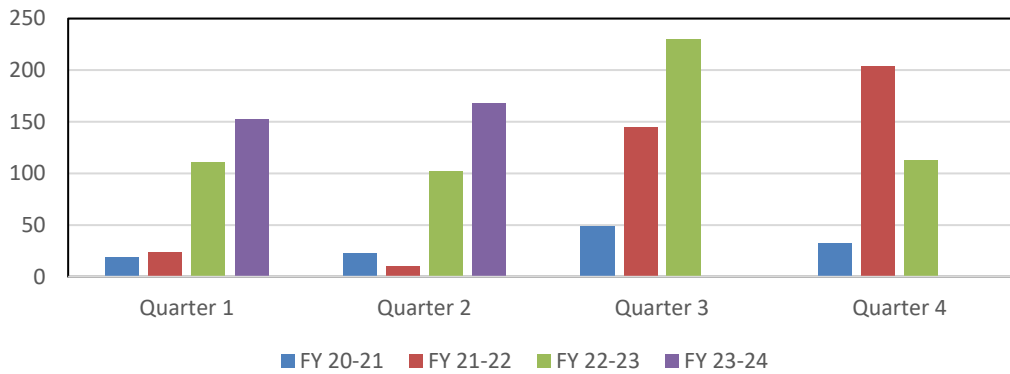
Pending Applications:

Compared to Q1 FY23/24, Board pending applications saw an increase for Veterinarians of 152 to 168, University Veterinarians increase of 6-7, RVTs increased 258 to 265, HSPs decreased 39-29, VACSP decreased 445 to 436.

VET Applications Pending

| Fiscal Year | Quarter 1 | Quarter 2 | Quarter 3 | Quarter 4 |
|-------------|-----------|-----------|-----------|-----------|
| FY 23-24 | 152 | 168 | - | - |
| FY 22-23 | 111 | 102 | 230 | 113 |
| FY 21-22 | 24 | 10 | 145 | 204 |
| FY 20-21 | 19 | 23 | 49 | 32 |

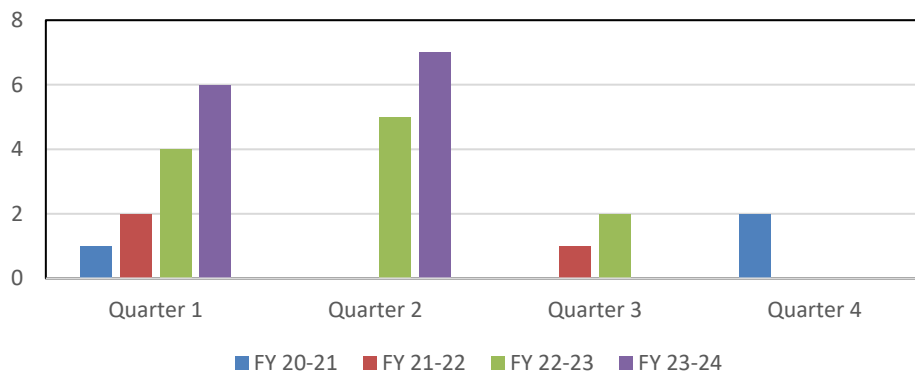
VET Applications Pending



University Vet Pending

| Fiscal Year | Quarter 1 | Quarter 2 | Quarter 3 | Quarter 4 |
|-------------|-----------|-----------|-----------|-----------|
| FY 23-24 | 6 | 7 | - | - |
| FY 22-23 | 4 | 5 | 2 | 0 |
| FY 21-22 | 2 | 0 | 1 | 0 |
| FY 20-21 | 1 | 0 | 0 | 2 |

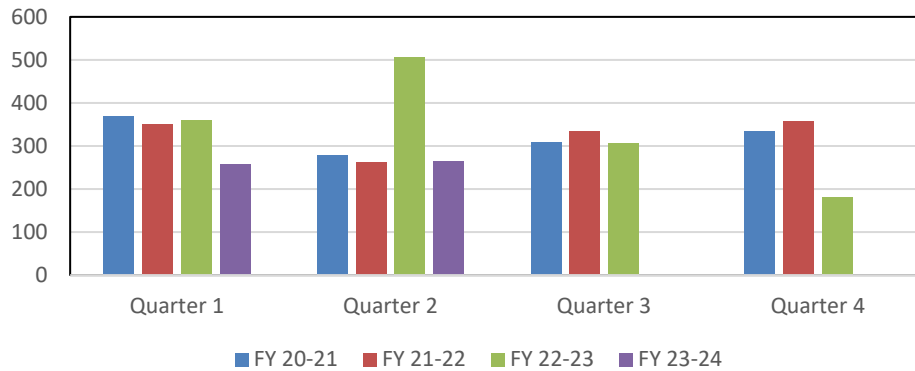
University Vet Applications Pending



RVT Applications Pending

| Fiscal Year | Quarter 1 | Quarter 2 | Quarter 3 | Quarter 4 |
|-------------|-----------|-----------|-----------|-----------|
| FY 23-24 | 258 | 265 | - | - |
| FY 22-23 | 360 | 505 | 305 | 181 |
| FY 21-22 | 351 | 262 | 334 | 357 |
| FY 20-21 | 368 | 279 | 308 | 333 |

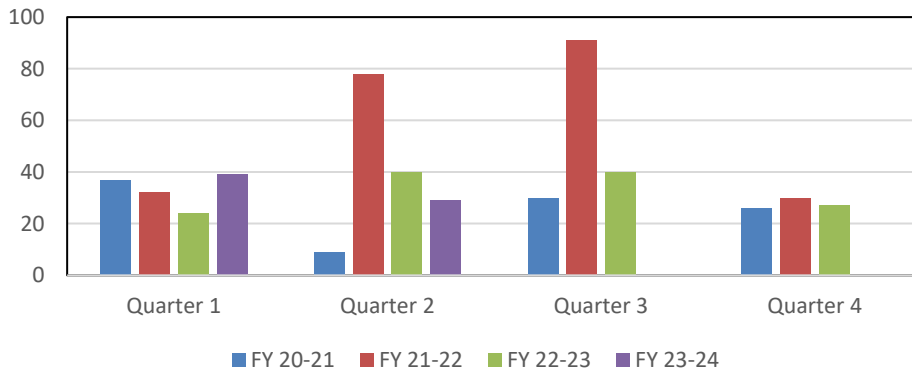
RVT Applications Pending



HSP Applications Pending

| Fiscal Year | Quarter 1 | Quarter 2 | Quarter 3 | Quarter 4 |
|-------------|-----------|-----------|-----------|-----------|
| FY 23-24 | 39 | 29 | - | - |
| FY 22-23 | 24 | 40 | 40 | 27 |
| FY 21-22 | 32 | 78 | 91 | 30 |
| FY 20-21 | 37 | 9 | 30 | 26 |

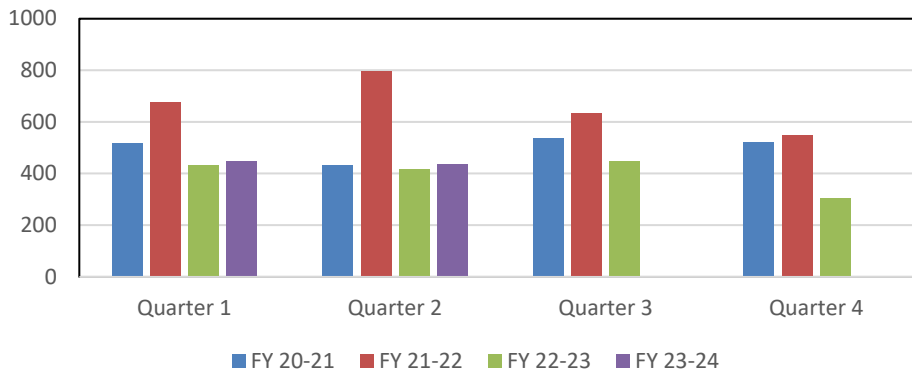
HSP Applications Pending



VACSP Applications Pending

| Fiscal Year | Quarter 1 | Quarter 2 | Quarter 3 | Quarter 4 |
|-------------|-----------|-----------|-----------|-----------|
| FY 23-24 | 445 | 436 | - | - |
| FY 22-23 | 431 | 414 | 447 | 303 |
| FY 21-22 | 674 | 796 | 631 | 547 |
| FY 20-21 | 517 | 432 | 534 | 520 |

VACSP Applications Pending

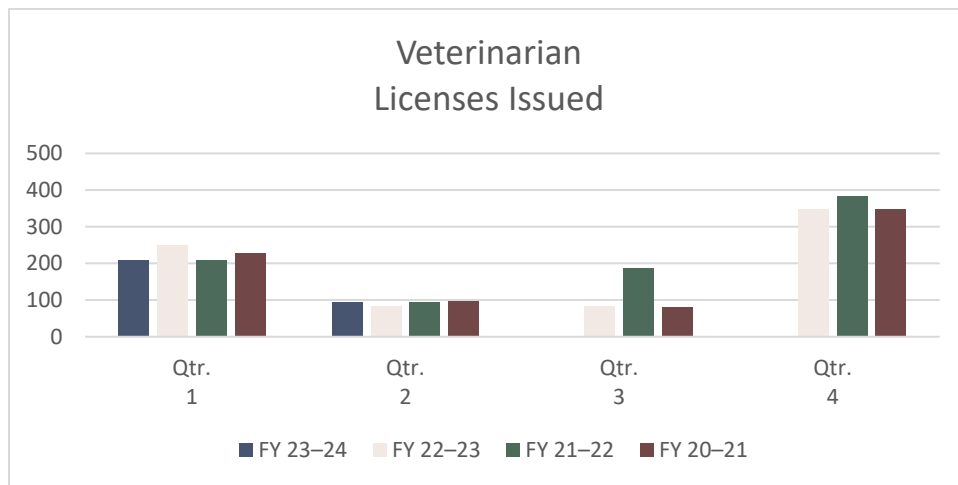


Licenses, Registrations, Permits Issued

Compared to Q1 FY 23/24, licenses, registrations and permits issued saw a decrease of 17% (982 to 813). Veterinarian licenses decreased roughly 55% (208 to 93). University licenses slightly decreased (9 to 8), RVT licenses decreased 34% (250 to 163), HSPs decreased 1% (79 to 78), and VACSPs increased 8% (436 to 471).

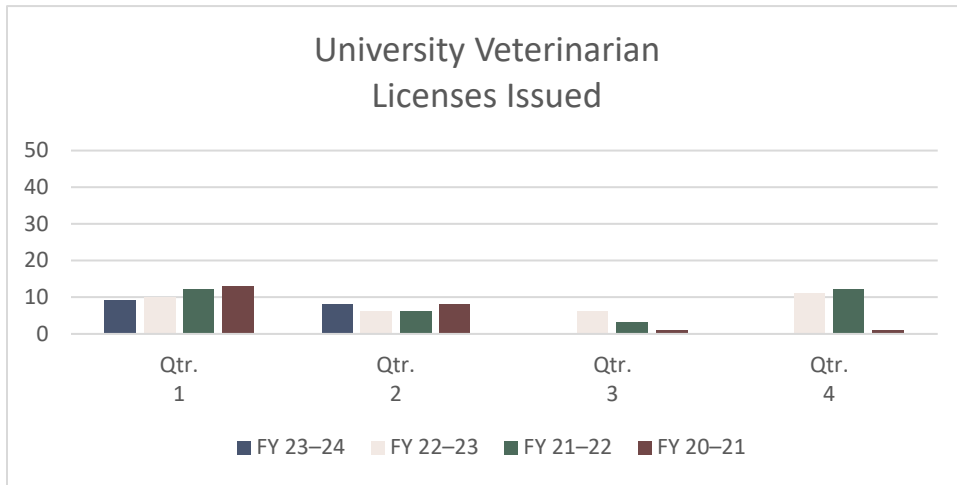
Veterinary Licenses Issued

| Fiscal Year (FY) | Quarter 1 | Quarter 2 | Quarter 3 | Quarter 4 | Total |
|------------------|-----------|-----------|-----------|-----------|-------|
| FY 23–24 | 208 | 93 | - | - | 301 |
| FY 22–23 | 250 | 83 | 84 | 348 | 765 |
| FY 21–22 | 208 | 93 | 187 | 382 | 870 |
| FY 20–21 | 228 | 98 | 81 | 349 | 756 |



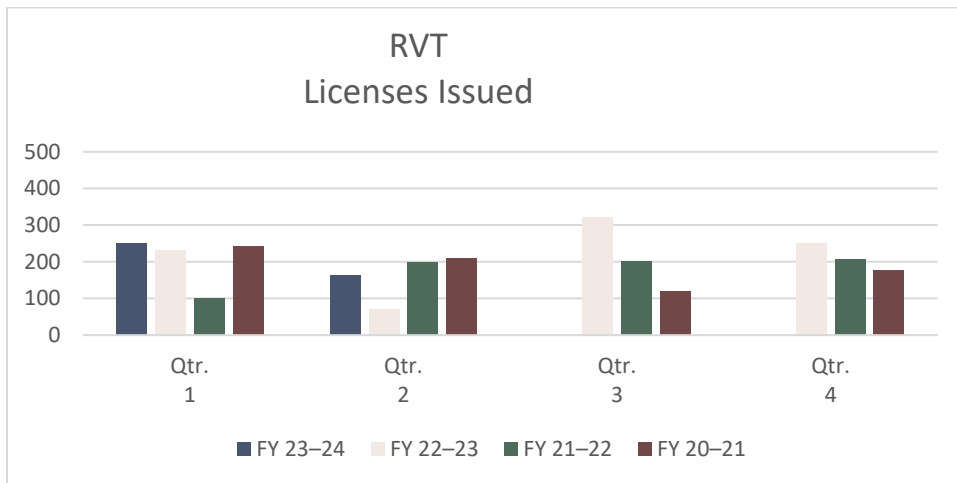
University Vet Licenses Issued

| Fiscal Year (FY) | Quarter 1 | Quarter 2 | Quarter 3 | Quarter 4 | Total |
|------------------|-----------|-----------|-----------|-----------|-------|
| FY 23–24 | 9 | 8 | - | - | 17 |
| FY 22–23 | 10 | 6 | 6 | 11 | 33 |
| FY 21–22 | 12 | 6 | 3 | 12 | 33 |
| FY 20–21 | 13 | 8 | 1 | 1 | 23 |



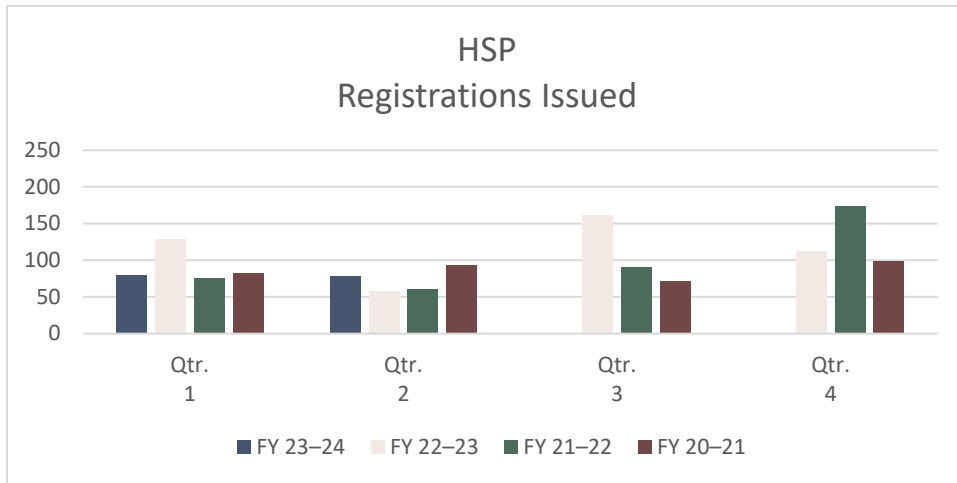
RVT Licenses Issued

| Fiscal Year (FY) | Quarter 1 | Quarter 2 | Quarter 3 | Quarter 4 | Total |
|------------------|-----------|-----------|-----------|-----------|-------|
| FY 23–24 | 250 | 163 | - | - | 413 |
| FY 22–23 | 230 | 71 | 321 | 250 | 872 |
| FY 21–22 | 99 | 199 | 202 | 206 | 706 |
| FY 20–21 | 242 | 210 | 118 | 178 | 748 |



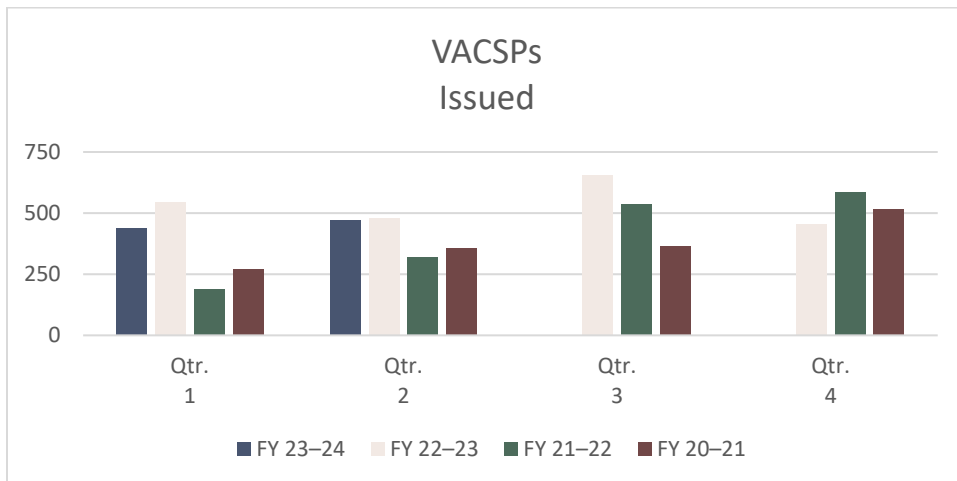
HSP Registrations Issued

| Fiscal Year (FY) | Quarter 1 | Quarter 2 | Quarter 3 | Quarter 4 | Total |
|------------------|-----------|-----------|-----------|-----------|-------|
| FY 23–24 | 79 | 78 | - | - | 157 |
| FY 22–23 | 128 | 58 | 161 | 112 | 459 |
| FY 21–22 | 76 | 60 | 90 | 173 | 399 |
| FY 20–21 | 82 | 93 | 71 | 99 | 345 |



VACSPs Issued

| Fiscal Year (FY) | Quarter 1 | Quarter 2 | Quarter 3 | Quarter 4 | Total |
|------------------|-----------|-----------|-----------|-----------|-------|
| FY 23–24 | 436 | 471 | - | - | 907 |
| FY 22–23 | 546 | 481 | 655 | 453 | 2,135 |
| FY 21–22 | 190 | 321 | 537 | 585 | 1,633 |
| FY 20–21 | 270 | 357 | 366 | 515 | 1,508 |



Licenses, Registrations, and Permits Recognized per the SCRA

California implemented recognition of the federal Servicemembers Civil Relief Act (SCRA) via [Senate Bill \(SB\) 143](#), which went into effect September 13, 2023. SB 143 requires California to recognize out-of-state licenses, registrations, and permits issued to members of the U.S. Armed Forces and their spouses for the same license types issued within the state. As of December 26, 2023, the Board has only received and has recognized one (1) out-of-state RVT via the SCRA).

RVT
SCRA Applications Processed and Recognized

| Fiscal Year (FY) | Quarter 1 | Quarter 2 | Quarter 3 | Quarter 4 | Total |
|-------------------------|------------------|------------------|------------------|------------------|--------------|
| FY 23-24 | 0 | 1 | - | - | 1 |

Application Processing Time (Average in Days)

| Type | Quarter 1 | Quarter 2 | Quarter 3 | Quarter 4 | Average |
|-------------------------|-----------|-----------|-----------|-----------|---------|
| Veterinarian | 12 | 7 | - | - | 10 |
| University Veterinarian | 24 | 14 | - | - | 20 |
| RVT | 11 | 5 | - | - | 9 |
| VACSP | 3 | 2 | - | - | 2 |
| Veterinary Premises | 2 | 2 | - | - | 2 |

Renewal Processing Time (Average in Days)

| Type | Quarter 1 | Quarter 2 | Quarter 3 | Quarter 4 | Average |
|-------------------------|-----------|-----------|-----------|-----------|---------|
| Veterinarian | 3 | 1 | - | - | 2 |
| University Veterinarian | 0 | 0 | - | - | 0 |
| RVT | 1 | 2 | - | - | 2 |
| VACSP | 6 | 3 | - | - | 5 |
| Veterinary Premises | 3 | 0 | - | - | 2 |

| Licensee Population | | | |
|---|-----------------------|------------------------|-----------------------|
| | as of January 3, 2022 | as of January 10, 2023 | as of January 2, 2024 |
| Veterinarian Licenses*/** | 15,410/12,605 | 15,972/13,082 | 16,420/13,434 |
| Veterinarian Licenses – California** | 11,547 | 11,109 | 11,376 |
| University Veterinarian */** | 171/125 | 203/141 | 236/148 |
| RVT Licenses*/** | 10,240/7,684 | 10,654/8,050 | 11,425/8,667 |
| RVT Licenses – California** | 7,275 | 7,622 | 8,232 |
| Premises Registrations*/** | 4,218/3,665 | 4,354/3,793 | 4,505/3,973 |
| Premises Registrations – Exempt** | 105 | 103 | 110 |
| VACSPs*/** | 9,011/5,318 | 11,214/6,383 | 12,615/7,593 |
| *Includes current active, current inactive and expired; **Current active | | | |

